



**CZECH REPUBLIC**  
DEVELOPMENT COOPERATION

# Development Cooperation of the Czech Republic in 2015



Ministry of Foreign Affairs  
of the Czech Republic

**Development cooperation** is an important part of foreign policy of the Czech Republic. It promotes security, stability, prosperity and sustainable development as well as human dignity, good services to the citizens and good reputation of the Czech Republic abroad.



Czech development cooperation pursues **reduction of global poverty** with a special focus on the least developed countries (LDCs) and **sustainable economic and social development** of partner countries which may result in intensification of mutual political and trade relations. Development cooperation strives to **strengthen security** at the global level, prevent **conflicts** at regional and local levels and reduce **migration trends** (especially forced displacements) as well as illegal migration. Czech development cooperation promotes **sustainable environment and climate protection, democracy, human rights and fundamental freedoms, good governance and rule of law.**

Implementation of the **Millennium Development Goals (MDGs)** was the basic principal of Czech development cooperation until 2015 followed by the **Sustainable Development Goals (SDGs)** for the period up to 2030. Approval of the **Concept of the Czech Republic's Foreign Policy** and adoption of the **2030 Agenda for Sustainable Development** appear as important and defining moments for Czech development cooperation in 2015.

Based on **partnership with recipient countries** and guided by their needs and requirements the implementation of Czech

development cooperation is characterized by wide involvement of local stakeholders and recipients (governments, elected representatives, civil society organizations, etc.) at all stages of the project cycle in order to strengthen ownership and thus enhance the efficiency of mutual cooperation. Implementation of **cross-cutting principles** defined by the Development Cooperation Strategy of the Czech Republic 2010 – 2017 aims at promotion of good (democratic) governance, respect for climate and environment and human rights and gender equality. In order to save human lives and relieve human suffering caused both by natural disasters and armed conflicts, **humanitarian aid** represented a significant part of the Czech Republic activities abroad during 2015.

The **Ministry of Foreign Affairs (MFA)** is the main coordinator of both **bilateral and multilateral development cooperation** of the Czech Republic. Public institutions, private and non-governmental organizations are widely engaged in the strategic dialogue about development cooperation countries and sectors as well as in development activities themselves.



Following the plan of **Czech bilateral development cooperation** for 2015 and the medium-term plan until 2017 the final disbursement reached the total of **22.75m USD in 2015**. The total disbursement of transition promotion cooperation program reached 2,29m USD; humanitarian aid reached the final disbursement of 3.53m USD in 2015.<sup>1</sup>

<sup>1</sup> The average exchange rate of 1 USD = 24,5926 CZK is used according to OECD/DAC methodology for 2015.

**Official Development Assistance (ODA)** of the Czech Republic in 2015 reached the total volume of **199m USD** including all expenditures financed from public budgets reportable as development cooperation and humanitarian aid. Internationally monitored indicator ratio of ODA to gross national income (GNI) increased in 2015 from **0.11% to 0.12%** compared to 2014.



**Czech development cooperation** is traditionally focused on **bilateral projects** implemented yearly under the auspices of **Czech Development Agency (Czda)** in 5 programme priority countries: **Afghanistan, Bosnia and Herzegovina, Ethiopia, Moldova and Mongolia** and in 6 project countries: **Cambodia, Georgia, Kosovo, the Palestinian Autonomous Territories, Serbia and Zambia**. Based on Government resolution no. 167 of 2014 bilateral development cooperation projects were implemented in 2015 also in **Ukraine**. Bilateral development projects implemented under the auspices of Czech Development Agency mostly in **Moldova, Ethiopia, Bosnia and Herzegovina, Georgia and Mongolia** in the sectors of **agriculture, water and sanitation, energy, other social infrastructure and services** reached in 2015 the final disbursement of 15.48m USD. Many other development activities were implemented under the auspices of the Agency in 2015 such as **programmes of placement of Czech teachers and Czech experts to developing countries, development partnership projects for private sector, grants to strengthen and support capacities and partnership of non-governmental organizations**

**and platforms of non-state actors, trilateral projects, projects of global development education and awareness and projects of European Year for Development 2015**. More information can be found in the **Report on the activities and management of Czech Development Agency in 2015** published on the website [www.czda.cz](http://www.czda.cz).

Development activities were carried out during 2015 also under the auspices of the **Ministry of Foreign Affairs (MFA)** and of other ministries. Embassies of the Czech Republic implemented a total of **80 local small scale projects** in 41 countries worth 1.014m USD. Projects of Technical Cooperation Assistance on Public Financial Management were implemented by the **Ministry of Finance** worth 0.107m USD and projects of Program of Aid for Trade were implemented by the **Ministry of Industry and Trade** worth 0.23m USD. Projects in the area of security and migration carried out by the **Ministry of Interior** were worth 0.15m USD.

The traditional Government **scholarship program** for students from developing countries continued under the joint responsibility of the **MFA** and the **Ministry of Education, Youth and Sports** supplemented by medical services of the **Ministry of Health**. Total of 524 scholarship recipients from about 56 countries studied in the Czech Republic in 2015. Total of 139 new scholarships to study undergraduate, master and doctoral degree programs in Czech language together with follow-up master and doctoral study programs in English language were granted to 38 developing countries and to UNESCO for the academic year 2015/2016.



Also evaluations of development projects and programs together with humanitarian aid and projects of transition promotion program were implemented under the auspices of the Ministry of Foreign Affairs in 2015.



**Humanitarian aid** is an important dimension of the activities of the Czech republic abroad. A total of 43 projects in 26 countries were implemented in the amount of 3.66m USD due to conflicts and forced displacement mostly in **Syria, Iraq, Jordan, Lebanon, South Sudan, Central African Republic and Ukraine**. **Western Balkan** countries affected by migration crisis were supported financially and materially at the end of 2015. Czech humanitarian aid was provided to **West African** countries affected by natural disasters and epidemic of Ebola, to **Myanmar, Mozambique and Malawi** affected by devastating floods and to **Nepal** affected by earthquake. Humanitarian needs of the Czech development cooperation priority countries were considered as well – aid was provided to **Ethiopia** affected by devastating drought and influx of refugees as well as to the post-conflict reconstruction of **Gaza**.

**Transition promotion program** focused on the support of democracy and human rights, creation and strengthening democratic institutions; rule of law, civil society and good governance is another important dimension of the activities of the Czech Republic abroad. In 2015 the MFA funded transition promotion program projects worth 2.29m USD.

In terms of allocated funds, the volume of **multilateral** development cooperation **exceeded** in 2015 preliminarily the volume of **bilateral** development cooperation **at a ratio of 65% to 35%**.

Payments to the **European Union** and to the **European Development Fund (EDF)** followed by membership and voluntary contributions to the **United Nations Organization** system, to international financial institutions and other specialized intergovernmental organizations were the most important part of the Czech multilateral Official Development Assistance in 2015.

The year 2015 can be called a **global year of development** since key global paradigmatic agreements were achieved, e.g. adoption of the **2030 Agenda for Sustainable Development** together with the new global Sustainable Development Goals (SDGs), Addis Ababa Action Agenda, Sendai Framework for Disaster Risk Reduction and Paris Climate Agreement (COP21). These themes were crucial also for EU development cooperation as EU was as a whole engaged in the agreements negotiations contributing constructively to its consensual adoption. At the same time there was implemented a targeted awareness campaign within EU called **European Year for Development 2015**. The campaign was aimed to increase awareness of EU citizens of meaning and value of the provision of international development cooperation. The **migration crisis** in Europe with its causes and consequences was then significantly reflected in development cooperation and humanitarian aid throughout the year 2015.



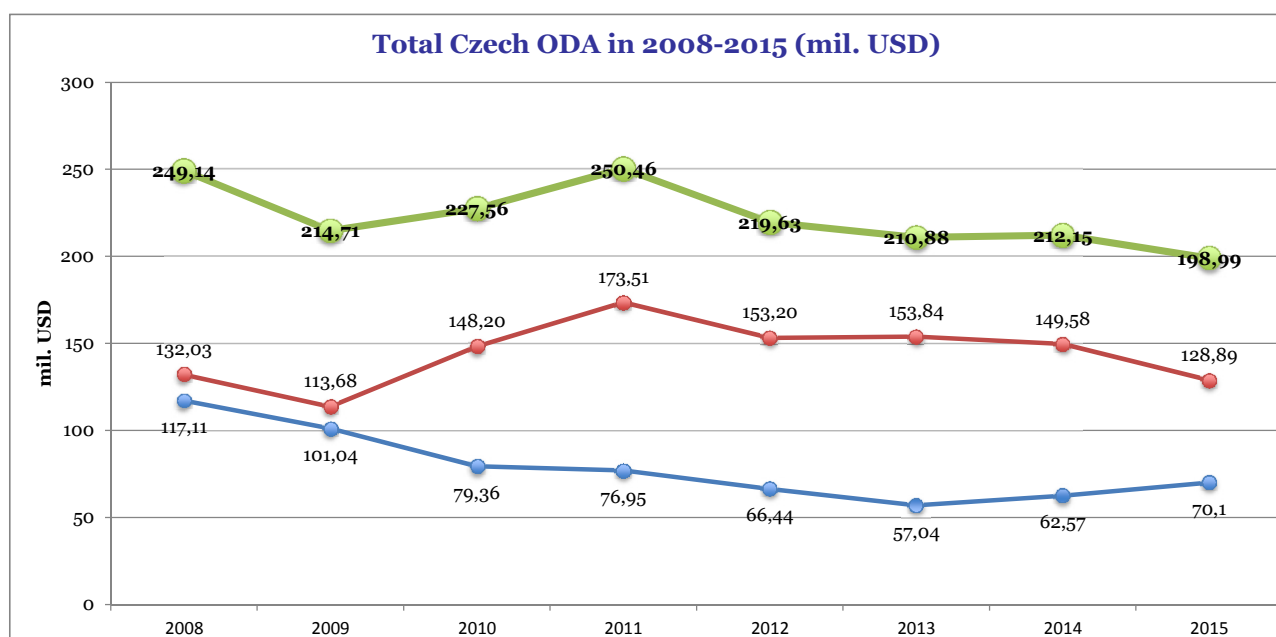
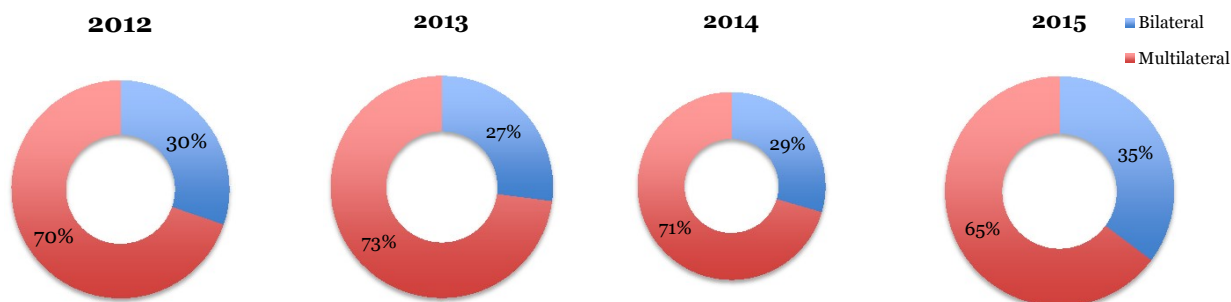
More information can be found in the **Report on Development Cooperation of the Czech Republic in 2015** published in Czech on the website [www.mzv.cz/rozvoj](http://www.mzv.cz/rozvoj).

Photo © MFA except cover: © Mendel University in Brno; page 2 right © Czech Geological Survey

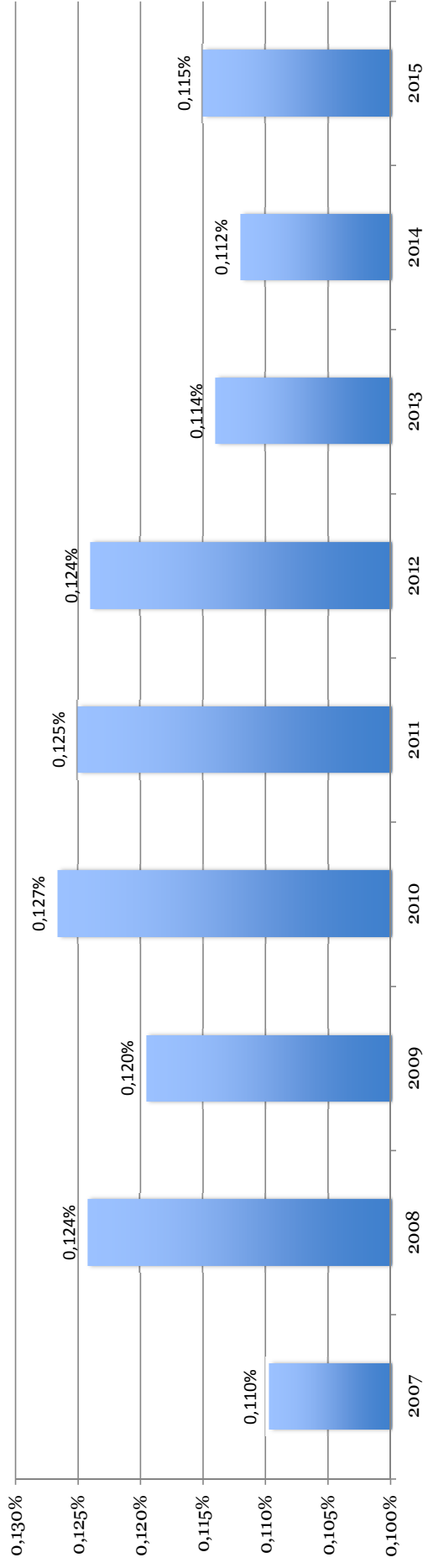
## Official development assistance of the Czech Republic (mil. USD)

(according to the OECD DAC Statistical Reporting )

	2012	2013	2014	2015
ODA Total	219,63	210,88	212,15	199,00
I.A Bilateral ODA	66,44	57,04	62,57	70,10
1. Budget support	0,00	0,05	0,96	0,00
2. Bilateral core contributions & pooled programmes & funds	2,68	3,92	3,15	12,67
3. Project-type interventions	31,87	26,02	30,42	28,15
4. Experts and other technical assistance	11,46	6,33	5,45	4,86
5. Scholarships and student costs in donor countries	4,56	5,44	5,15	4,84
6. Debt relief	0,00	0,00	0,00	0,00
7. Administrative costs not included elsewhere	4,98	4,56	4,43	4,00
8. Other in-donor expenditures (development awareness, refugees)	10,88	10,72	13,01	15,59
I.B Multilateral ODA	153,20	153,84	149,58	128,89
Bilateral ODA %	30,25%	27,05%	29,49%	35,23%
ODA/GNI	0,124%	0,114%	0,112%	0,115%
GNI	177 762	185 365	189 165	173 030
CZK/USD exchange rate	19,54	19,56	20,76	24,59



## Share of ODA in Czech GNI in 2007-2015

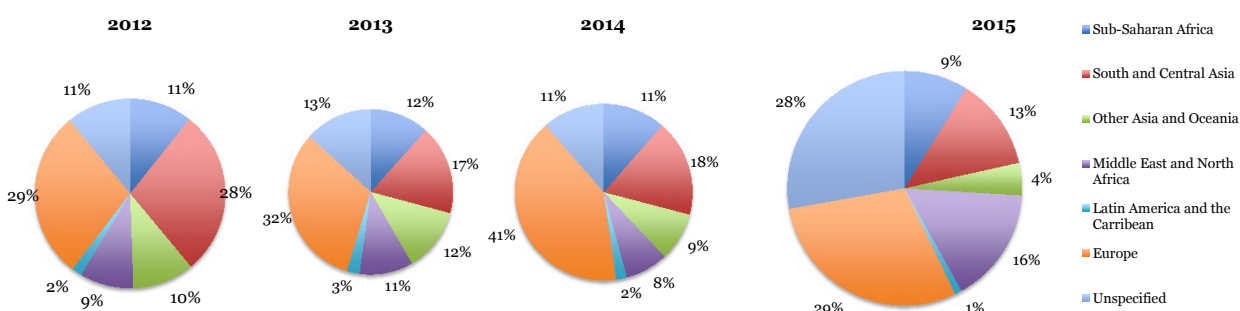


## Top ten Czech ODA recipients 2012

2012		2013		2014		2015	
Ranking	Country	Country	Country	Country	Country	Country	Country
	mil. USD	mil. USD	mil. USD	mil. USD	mil. USD	mil. USD	mil. USD
1	Afghanistan	Afghanistan	Moldova	Moldova	Moldova	Moldova	Moldova
2	Mongolia	Moldova	Mongolia	Mongolia	Ukraine	Ukraine	Ukraine
3	Moldova	Mongolia	Mongolia	Afghanistan	Afghanistan	Afghanistan	Afghanistan
4	Bosnia and Herzegovina	Bosnia and Herzegovina	Ethiopia	Ethiopia	Bosnia and Herzegovina	Bosnia and Herzegovina	Bosnia and Herzegovina
5	Serbia	Ethiopia	Ethiopia	Bosnia and Herzegovina	Ethiopia	Ethiopia	Ethiopia
6	Ukraine	Georgia	Georgia	Georgia	Jordan	Jordan	Jordan
7	Ethiopia	Ukraine	Ukraine	Ukraine	Georgia	Georgia	Georgia
8	Georgia	Serbia	Serbia	Serbia	Serbia	Serbia	Serbia
9	Belarus	Kosovo	Kosovo	Syria	Kosovo	Kosovo	Kosovo
10	West Bank and Gaza Strip	West Bank and Gaza Strip	Vietnam	Vietnam	Mongolia	Mongolia	Mongolia

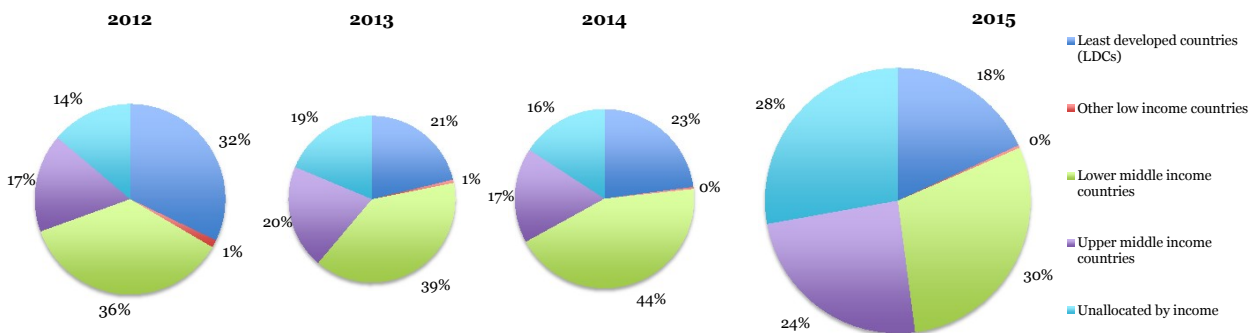
### Czech bilateral assistance by region (mil. USD)

	2012	2013	2014	2015
Sub-Saharan Africa	7,09	6,66	7,14	6,18
South and Central Asia	18,82	9,96	11,07	8,90
Other Asia and Oceania	6,94	7,11	5,55	3,14
Middle East and North Africa	6,05	6,02	4,88	11,18
Latin America and the Carribean	1,20	1,44	1,24	0,69
Europe	19,06	18,24	25,59	20,52
Unspecified	7,28	7,61	7,10	19,50
<b>Total</b>	<b>66,44</b>	<b>57,04</b>	<b>62,57</b>	<b>70,10</b>



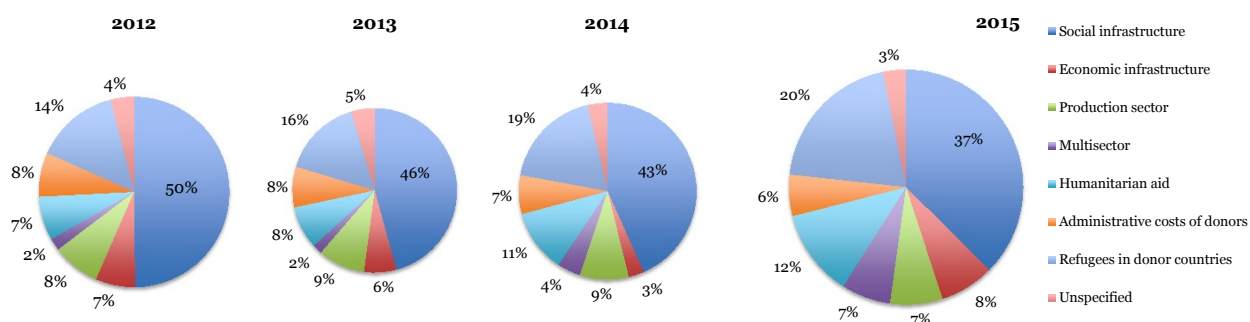
### Czech bilateral assistance by income group (mil. USD)

	2012	2013	2014	2015
Least developed countries (LDCs)	21,33	12,11	14,33	12,73
Other low income countries	0,86	0,37	0,23	0,23
Lower middle income countries	23,97	22,41	27,37	20,63
Upper middle income countries	11,09	11,49	10,73	17,02
Unallocated by income	9,18	10,66	9,91	19,50
<b>Total</b>	<b>66,44</b>	<b>57,04</b>	<b>62,57</b>	<b>70,10</b>



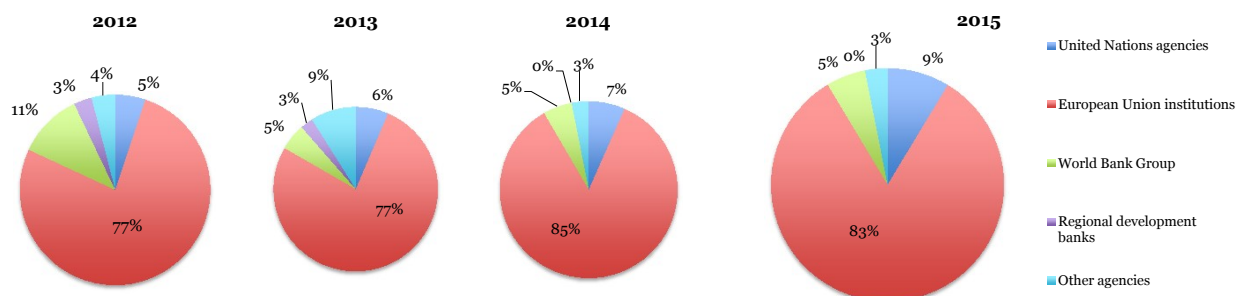
### Czech bilateral assistance by sector (mil. USD)

	2012	2013	2014	2015
Social infrastructure	33,11	26,08	27,13	26,26
Economic infrastructure	4,47	3,63	1,76	5,26
Production sector	5,40	5,29	5,57	5,07
Multisector	1,37	1,09	2,68	4,78
Humanitarian aid	4,95	4,79	7,17	8,40
Administrative costs of donors	4,98	4,56	4,43	4,00
Refugees in donor countries	9,52	8,94	11,55	14,11
Unspecified	2,64	2,67	2,27	2,22
<b>Total</b>	<b>66,44</b>	<b>57,04</b>	<b>62,57</b>	<b>70,10</b>



### Czech multilateral assistance by channel (mil. USD)

	2012	2013	2014	2015
United Nations agencies	7,84	9,93	9,91	11,15
European Union institutions	117,65	118,23	127,17	106,67
World Bank Group	16,86	8,09	7,88	7,05
Regional development banks	4,72	3,84	0,00	0,00
Other agencies	6,13	13,76	4,62	4,02
<b>Total</b>	<b>153,20</b>	<b>153,84</b>	<b>149,58</b>	<b>128,89</b>





## Czech ODA 2015 recipients

Ranking	Country	USD
1	Moldova	4 066 310
2	Ukraine	3 730 690
3	Afghanistan	3 722 180
4	Bosnia and Herzegovina	3 715 610
5	Europe, regional	3 384 740
6	Middle East, regional	3 370 930
7	Ethiopia	3 230 870
8	Jordan	2 986 840
9	Georgia	2 802 100
10	Serbia	1 855 240
11	Kosovo	1 657 550
12	Mongolia	1 616 550
13	Iraq	1 526 280
14	Cambodia	1 302 940
15	West Bank and Gaza Strip	1 240 820
16	Africa, regional	1 228 910
17	Nepal	835 490
18	Belarus	773 590
19	Myanmar	713 580
20	Syrian Arab Republic	698 420
21	Zambia	598 460
22	Lebanon	465 850
23	Turkey	437 400
24	North of Sahara, regional	406 630
25	Former Yugoslav Rep. of Macedonia	360 470
26	Armenia	292 360
27	Albania	284 340
28	Yemen	273 560
29	Montenegro	224 150
30	South Sudan	214 920
31	Kyrgyzstan	206 330
32	Peru	185 540
33	Cuba	182 540
34	Uzbekistan	108 970
35	Central African Republic	97 590
36	Kenya	95 890
37	Niger	81 330
38	Uganda	81 330
39	China	75 710
40	Egypt	74 920
41	Zimbabwe	74 650
42	Colombia	72 750
43	Viet Nam	69 840
44	Mozambique	68 040
45	Malawi	67 210
46	Iran	61 450

Ranking	Country	USD
47	Tunisia	55 080
48	Namibia	52 970
49	Tajikistan	47 760
50	Philippines	45 880
51	Kazakhstan	43 910
52	Azerbaijan	40 980
53	Gambia	39 670
54	Senegal	39 500
55	Gabon	37 610
56	Rwanda	35 620
57	Bolivia	34 370
58	States of ex-Yugoslavia unspecif.	33 130
59	Panama	27 190
60	Guyana	26 960
61	Sri Lanka	24 780
62	South Africa	24 400
63	Bangladesh	22 030
64	Paraguay	20 930
65	Guatemala	20 700
66	Jamaica	19 790
67	Argentina	19 560
68	Djibouti	19 520
69	Nigeria	19 100
70	India	18 520
71	Cabo Verde	16 990
72	Morocco	16 170
73	Thailand	15 440
74	Ghana	15 140
75	Nicaragua	14 230
76	Haiti	13 600
77	Pakistan	12 150
78	Benin	11 890
79	Brazil	10 980
80	Sudan	10 600
81	Mexico	10 570
82	Chile	8 540
83	Ecuador	8 230
84	Turkmenistan	8 210
85	Costa Rica	8 130
86	Democratic People's Republic of Korea	8 130
87	Tanzania	7 770
88	Angola	6 280
89	Venezuela	3 860
90	Democratic Republic of the Congo	3 110
91	Lao People's Democratic Republic	2 440
92	Uruguay	1 630

Note: There is a category unspecified by country and region that reached 19, 5 mil USD in 2015. Since 2015 the refugees costs in the donor country have been included in that category.