



Ministry of Foreign Affairs
of the Czech Republic

Annual Meeting of Honorary Consuls
of the Czech Republic in the USA
New York, October 5 – 7,

Economy & Trade

Jiří Janíček
Embassy of the Czech Republic
Washington D.C.



Contents

- Czech US Team
- What we are doing
- Czech Economy
- Czech Foreign Trade
- Trade Exchange between CZ and USA
- Possible Cooperation



Czech US Team



- Czech Embassy Washington 4
- Consulate General Chicago 1
- Consulate General Los Angeles 1
- Consulate General New York 1
- CzechInvest (NY, San Francisco) 2
- CzechTrade (Chicago) 2
- CzechTourism (New York) 1



What we are preparing - 2017



- DM Kovačovská (MIT) and big R&D delegation to Washington - the CZ-US Civil Nuclear Cooperation Centre Advisory Board (October) + visit to Georgia and South Carolina
- DM Marks (OoG) to Washington (October)
- South Moravia delegation to D.C. and Virginia (October)
- Nevada Governor's office delegation to Prague (October)
- Memphis chamber of commerce to Prague (November)
- Vice President for research of Georgetown university and delegation to the CR - Praha, Brno, Olomouc, Ostrava (November)



What we are preparing - 2018



- Czech companies to Houston and to the Permian oil field in Texas
- Czech R&D and technology companies to Memphis/Tennessee – meeting with FEDex and Medtronics
- Czech companies to World gas conference to Washington
- Czech nuclear companies to Annual meeting of ANS to Philadelphia/PA
- Czech biometric research to Virginia, D.C., Maryland (Connecticut and Georgia)
- Czech environmental research to Virginia, D.C., Maryland (Colorado and Nevada)
- Czech cyber security companies to USA (and Canada)
- Czech food and agricultural companies to Texas
- Czech textile association to Virginia, North/South Carolina, Georgia
- ACEBA to the Czech Republic



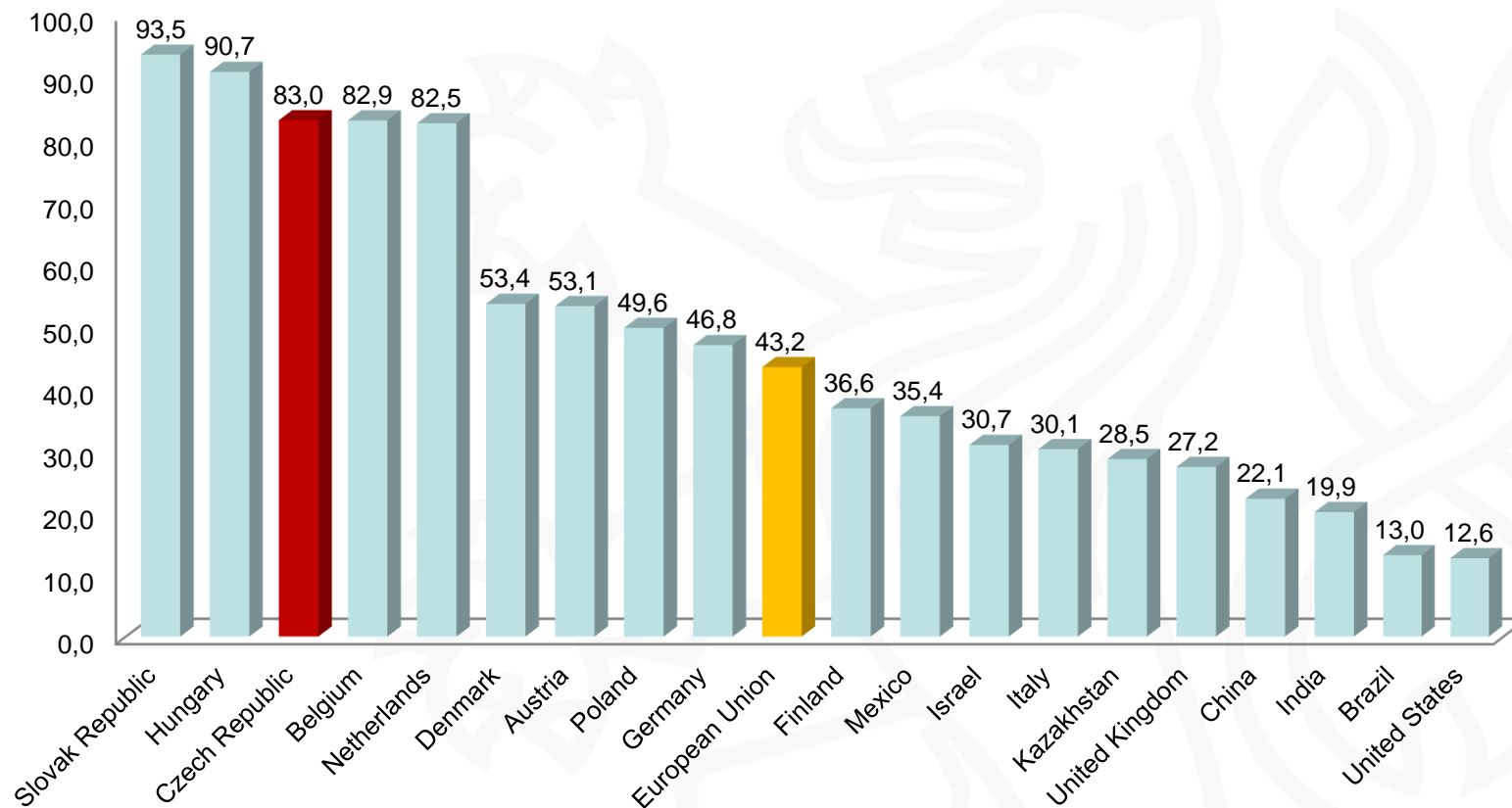
Czech Economy



- **Small, open economy, considerably dependent on foreign trade.**
- Industry sector to GDP 32,3%/2016
(Agriculture 2,5%, Construction 5,4%)
- GDP growth 2.4% in 2016 (3.0% and 4,5% in I, II/Q 2017 resp.)
- GDP (PPP) Per Capita \$31,072 in 2016 (USA \$53,272)
- GDP per capita 87% of the EU average
- Low inflation 0,7% in 2016 (0,3%/2015, 2,0%/2017)
- Low unemployment rate 3,3% in 2016 (the lowest in the EU/2016)
- CR - member of EU since 2004, but we still have our own currency and our own Central Bank
- Adoption of euro?



Share of Exports to GDP





Czech Economy

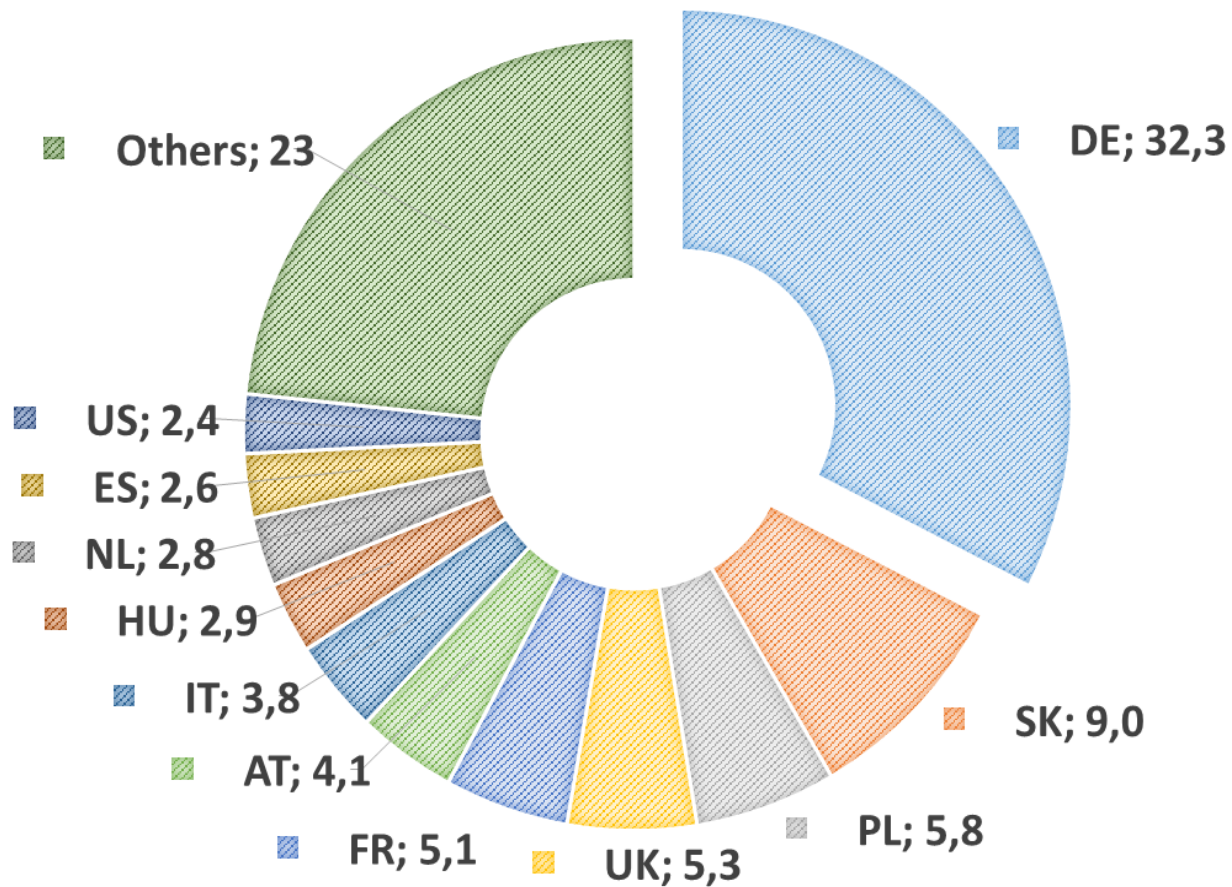


- Industry sector to GDP 32,3%/2016
(Agriculture 2,5%, Construction 5,4%)
- GDP growth 2.4% in 2016 (3.0% and 4,5% in I and II/Q 2017)
- GDP (PPP) Per Capita \$31,0072 in 2016 (USA \$53,272)
- GDP per capita 87% of the EU average
- Low inflation 0,7% in 2016 (0,3% in 2015, 2,0%/2017)
- Low unemployment rate 3,3% in 2016 (the lowest in the EU/2016)
- CR - member of EU since 2004, but we still have our own currency and our own Central Bank
- Adoption of euro?



Foreign Trade of the Czech Republic

External Trade Turnover by Countries





Foreign Trade of the Czech Republic

External Trade Turnover by Continents

	Stat. value CZK (ths.)	Stat. value CZK (%)
Europe/EU	4,961,950,858	82.9
Asia	741,648,078	12.4
America	194,999,624	3.3
Africa	50,142,834	0.8
Oceania	18,745,146	0.3
Miscellaneous (countries not specified)	16,746,521	0.3



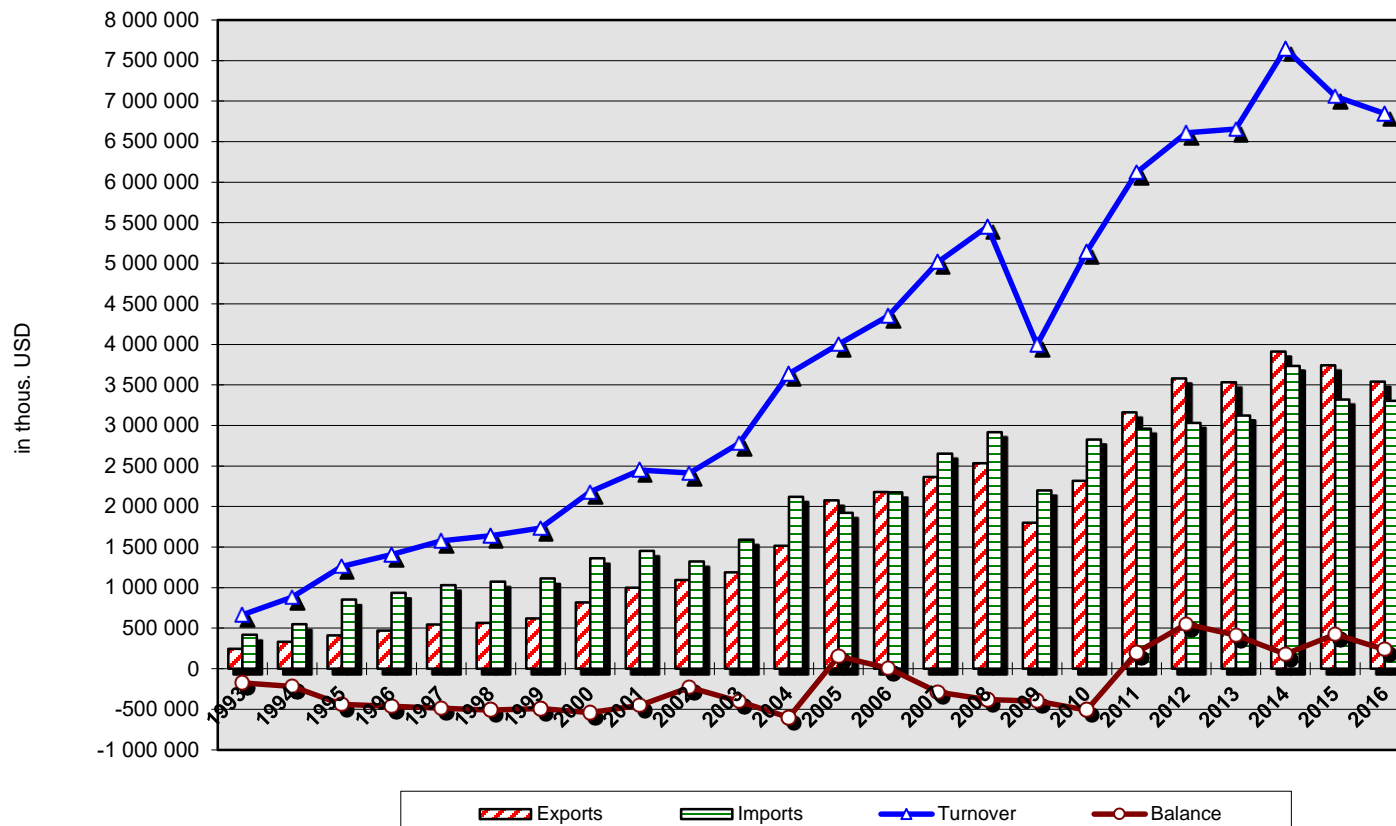
Trade Exchange between Czech Republic and USA

Trade Balance during the last 5 years (billions of USD)

	2012	2013	2014	2015	2016
Export from the CR to the USA	3,58	3,53	3,90	3,75	3,53
Import from the USA to the ČR	3,03	3,12	3,74	3.33	3,23
Trade Balance	+0,55	+0,41	+0,16	+0,42	+0,3



Trade Exchange between Czech Republic and USA





Cooperation possibilities



We need your assistance to

- enhance trade exchange
- enhance cooperation in R&D and agriculture
- co-organize mission of Czech companies to the USA and vice versa
- help us organize meetings in your states
- find opportunities for Czech companies
- find business partners for Czech companies

Join us in our US Team



Thank you for attention!