

# **AFRIKA – ZEMĚ PŘÍLEŽITOSTÍ**

**ING. MARIAN JUREČKA**  
**JURECKA@KDU.CZ**

# ZÁKLADNÍ ÚDAJE

- Druhý největší světadíl (30,3 mil. km<sup>2</sup>)
- Druhý nejvíce zalidněný světadíl (1,2 miliard obyvatel)
- 54 autonomních států



# POPULACE

## Population of Africa (2018 and historical)

Year	Population	Yearly % Change	Yearly Change	Migrants (net)	Median Age	Fertility Rate	Density (P/Km <sup>2</sup> )	Urban Pop %	Urban Population	Africa's Share of World Pop	World Population	Africa Rank
2018	<b>1,287,920,518</b>	2.52 %	31,652,493	-462,112	19.4	4.66	43	39.2 %	523,004,491	16.87 %	7,632,819,325	2
2017	<b>1,256,268,025</b>	2.55 %	31,187,515	-462,112	19.4	4.66	42	40.2 %	505,429,407	16.6 %	7,550,262,101	2
2016	<b>1,225,080,510</b>	2.57 %	30,710,602	-462,112	19.4	4.66	41	39.9 %	488,296,186	16.4 %	7,466,964,280	2
2015	<b>1,194,369,908</b>	2.62 %	28,984,713	-655,581	19.4	4.72	40	39.5 %	471,602,315	17.2 %	7,383,008,820	2
2010	<b>1,049,446,344</b>	2.56 %	24,937,727	-670,350	19.1	4.89	35	37.6 %	394,940,213	16.0 %	6,958,169,159	2
2005	<b>924,757,708</b>	2.49 %	21,438,341	-418,869	18.8	5.08	31	35.8 %	330,741,711	15.0 %	6,542,159,383	2
2000	<b>817,566,004</b>	2.49 %	18,928,809	-489,557	18.4	5.34	28	34.1 %	278,769,840	14.2 %	6,145,006,989	2
1995	<b>722,921,961</b>	2.64 %	17,670,983	-68,238	18.0	5.72	24	32.8 %	236,904,267	13.6 %	5,751,474,416	3
1990	<b>634,567,044</b>	2.80 %	16,354,163	-347,443	17.6	6.18	21	31.0 %	196,923,274	13.0 %	5,330,943,460	3
1985	<b>552,796,228</b>	2.86 %	14,556,804	-344,138	17.5	6.48	19	28.7 %	158,900,967	12.4 %	4,873,781,796	3
1980	<b>480,012,209</b>	2.81 %	12,422,827	-361,540	17.6	6.64	16	26.6 %	127,772,173	11.8 %	4,458,411,534	3
1975	<b>417,898,074</b>	2.66 %	10,287,829	-457,992	17.6	6.71	14	24.6 %	102,894,484	11.3 %	4,079,087,198	3
1970	<b>366,458,929</b>	2.59 %	8,797,659	-222,689	17.8	6.72	12	22.6 %	82,640,484	11.0 %	3,700,577,650	3
1965	<b>322,470,634</b>	2.49 %	7,465,726	-113,728	19.0	6.62	11	12.7 %	40,962,571	10.6 %	3,339,592,688	3
1960	<b>285,142,006</b>	2.34 %	6,229,396	-114,610	18.6	6.66	10	18.6 %	53,044,540	10.3 %	3,033,212,527	3
1955	<b>253,995,025</b>	2.12 %	5,065,001	-113,728	19.0	6.62	9	16.1 %	40,962,571	10.0 %	2,772,242,535	3

Source: **Worldometers** ([www.Worldometers.info](http://www.Worldometers.info))

Elaboration of data by United Nations, Department of Economic and Social Affairs, Population Division. *World Population Prospects: The 2017 Revision*. (Medium-fertility variant).

# NEJVÍCE ZALIDNĚNÉ ZEMĚ AFRIKY

#	Country (or dependency)	Population (2018)	Yearly Change	Net Change	Density (P/Km <sup>2</sup> )	Land Area (Km <sup>2</sup> )	Migrants (net)	Fert. Rate	Med. Age	Urban Pop %	World Share
1	<b>Nigeria</b>	195,875,237	2.61 %	4,988,926	215	910,770	-60,000	5.7	18	49 %	2.57 %
2	<b>Ethiopia</b>	107,534,882	2.46 %	2,577,444	108	1,000,000	-12,000	4.6	19	20 %	1.41 %
3	<b>Egypt</b>	99,375,741	1.87 %	1,822,590	100	995,450	-55,005	3.4	25	38 %	1.30 %
4	<b>DR Congo</b>	84,004,989	3.28 %	2,665,001	37	2,267,050	3,012	6.4	17	39 %	1.10 %
5	<b>Tanzania</b>	59,091,392	3.11 %	1,781,373	67	885,800	-40,000	5.2	17	31 %	0.77 %
6	<b>South Africa</b>	57,398,421	1.20 %	681,265	47	1,213,090	161,300	2.6	26	62 %	0.75 %
7	<b>Kenya</b>	50,950,879	2.52 %	1,251,017	90	569,140	-10,000	4.1	19	26 %	0.67 %
8	<b>Uganda</b>	44,270,563	3.28 %	1,407,605	222	199,810	-30,000	5.9	16	16 %	0.58 %
9	<b>Algeria</b>	42,008,054	1.67 %	689,912	18	2,381,740	-28,654	3.0	28	72 %	0.55 %
10	<b>Sudan</b>	41,511,526	2.41 %	978,196	24	1,765,048	-117,877	4.8	19	34 %	0.54 %
11	<b>Morocco</b>	36,191,805	1.27 %	452,225	81	446,300	-61,422	2.6	28	59 %	0.47 %
12	<b>Angola</b>	30,774,205	3.32 %	990,012	25	1,246,700	17,464	6.0	16	36 %	0.40 %
13	<b>Mozambique</b>	30,528,673	2.90 %	859,839	39	786,380	-5,000	5.5	17	31 %	0.40 %
14	<b>Ghana</b>	29,463,643	2.18 %	630,014	129	227,540	-10,000	4.2	20	53 %	0.39 %
15	<b>Madagascar</b>	26,262,810	2.71 %	691,915	45	581,795	-1,500	4.4	19	35 %	0.34 %
16	<b>Côte d'Ivoire</b>	24,905,843	2.52 %	611,093	78	318,000	12,000	5.1	18	50 %	0.33 %
17	<b>Cameroon</b>	24,678,234	2.60 %	624,507	52	472,710	-7,200	5.0	18	55 %	0.32 %
18	<b>Niger</b>	22,311,375	3.88 %	834,027	18	1,266,700	-5,699	7.4	15	18 %	0.29 %
19	<b>Burkina Faso</b>	19,751,651	2.91 %	558,269	72	273,600	-25,000	5.6	17	30 %	0.26 %
20	<b>Malawi</b>	19,164,728	2.91 %	542,624	203	94,280	-6,000	4.9	17	16 %	0.25 %
21	<b>Mali</b>	19,107,706	3.05 %	565,726	16	1,220,190	-60,490	6.4	16	38 %	0.25 %
22	<b>Zambia</b>	17,609,178	3.01 %	515,048	24	743,390	-6,898	5.2	17	39 %	0.23 %
23	<b>Zimbabwe</b>	16,913,261	2.32 %	383,357	44	386,850	-50,000	4.0	19	30 %	0.22 %

Zdroj:

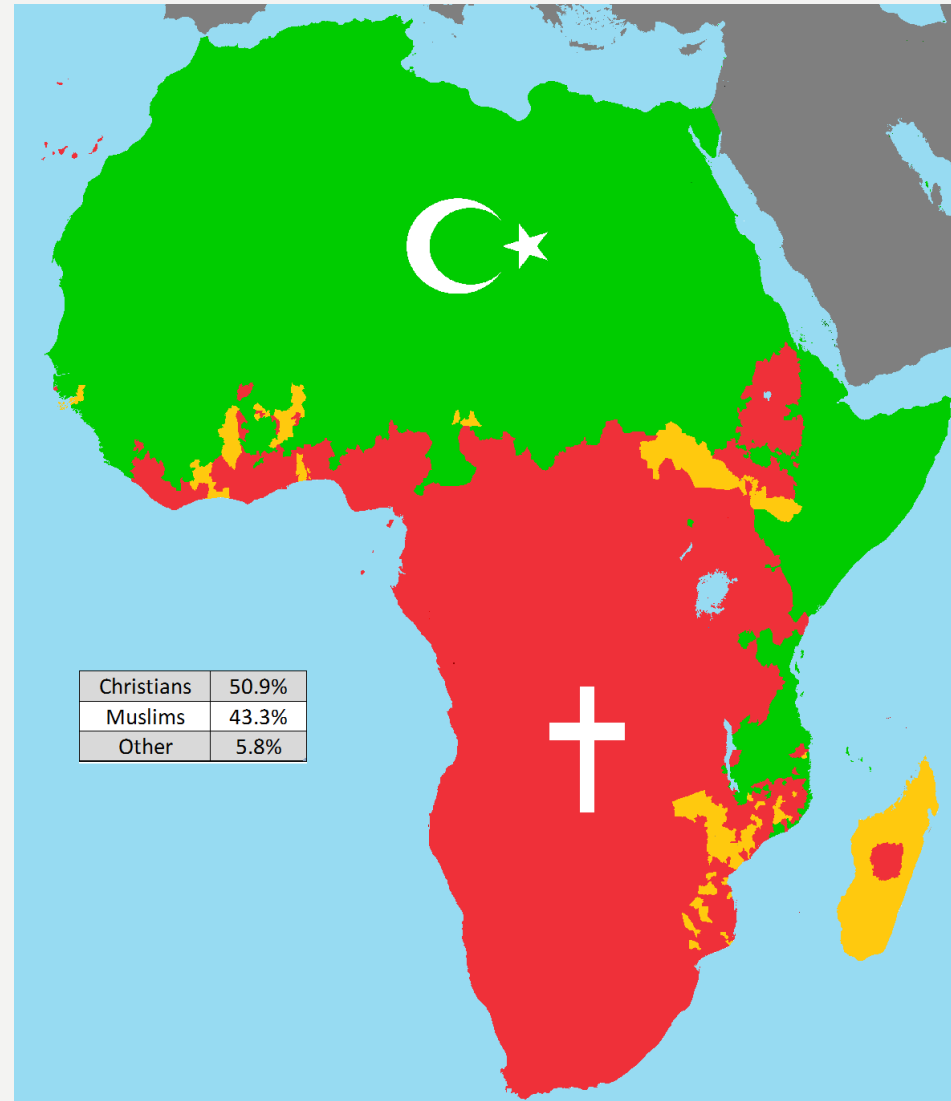
[www.Worldometers.info](http://www.Worldometers.info)

Elaboration of data by United Nations, Department of Economic and Social Affairs.

# NÁBOŽENSTVÍ

Zdroj:

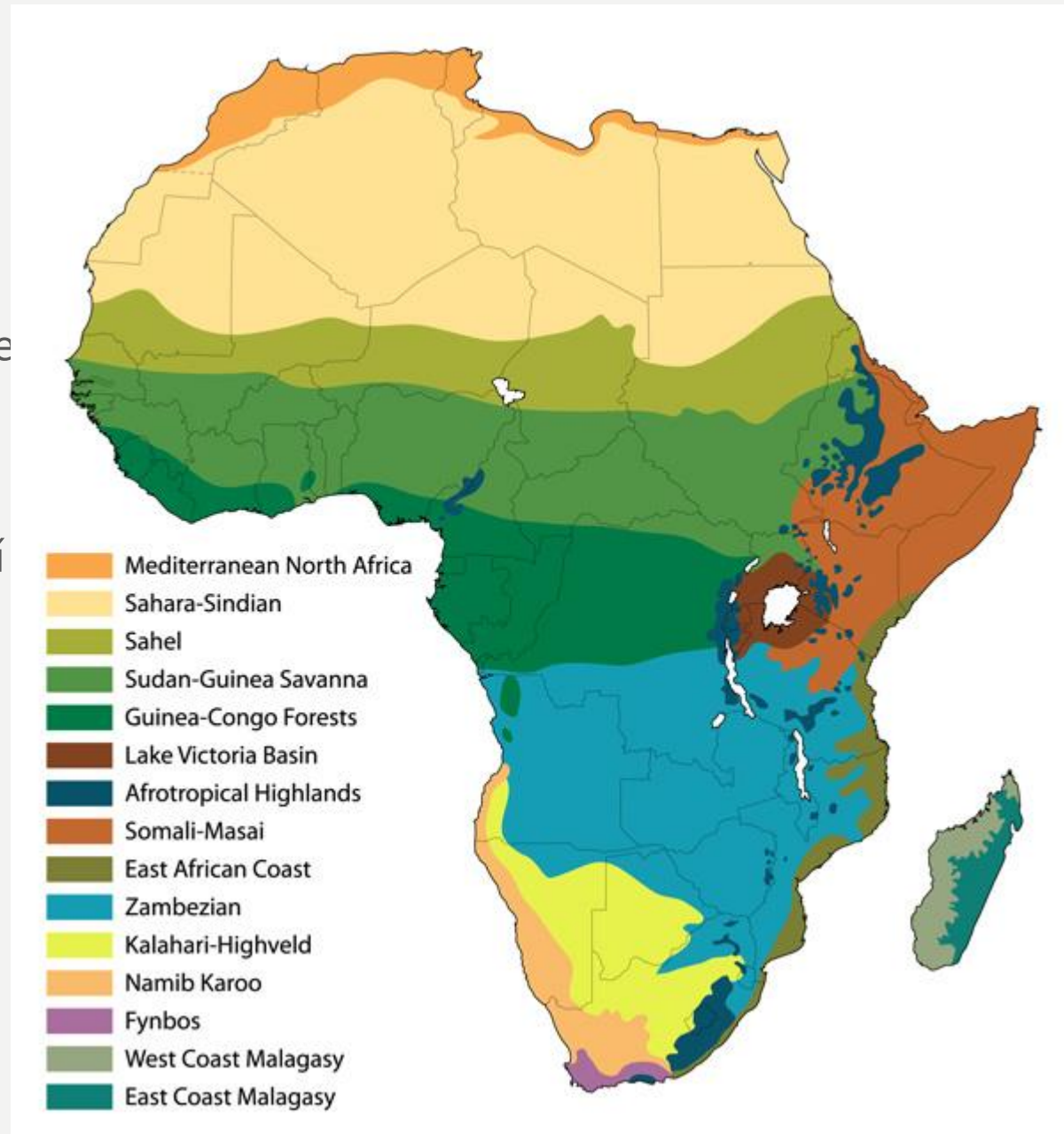
<https://brilliantmaps.com/simple-africa-relgions/> (2015)



# PODNEBÍ

- Srážky od 10 000 mm v oblasti Kamerunu až po 100 mm na Sahaře
- Různé biomy viz obrázek
- Velké teplotní rozdíly: Nejvyšší naměřená teplota 57,8 °C x nejnižší Naměřená teplota -24 °C

- Zdroj: [www.wikipedia.org](http://www.wikipedia.org)



# EKONOMIKA

AFRICA'S ECONOMY IS FORECAST TO GROW BY 3% IN 2016



# EKONOMIKA

- V roce 2005 80,5 % populace Afriky žila s 2,50 \$ na den
- Momentálně 2. nejrychleji rostoucí ekonomika po Asii



Václav Havel



Václav Klaus



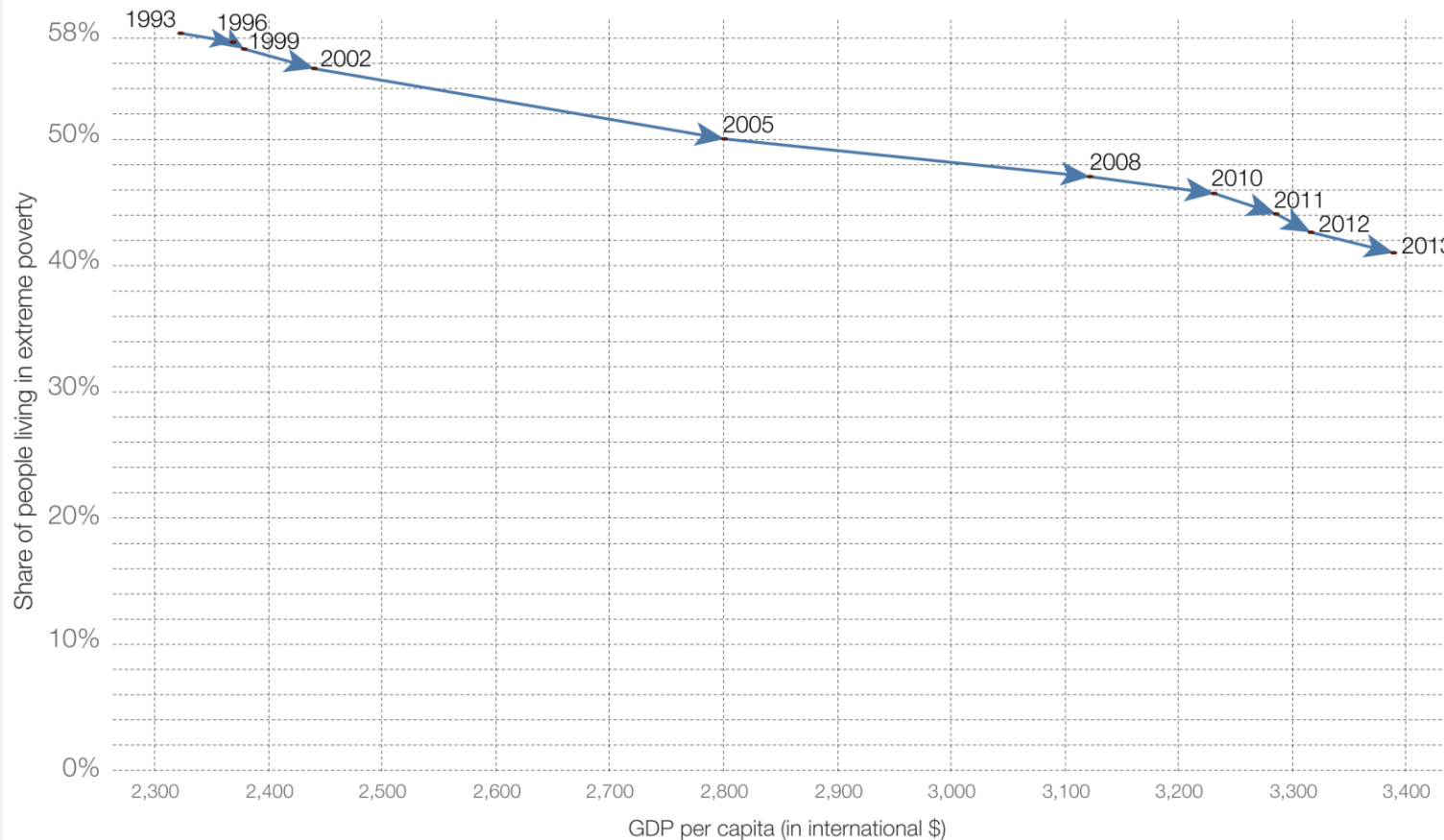
Miloš Zeman



## Economic growth and declining extreme poverty in Sub-Saharan Africa

Extreme poverty is defined as living with less than \$1.90/day. GDP per capita and poverty are measured by adjusting for price changes over time and for price differences between countries (purchasing power parity (PPP) adjustment).

Our World  
in Data



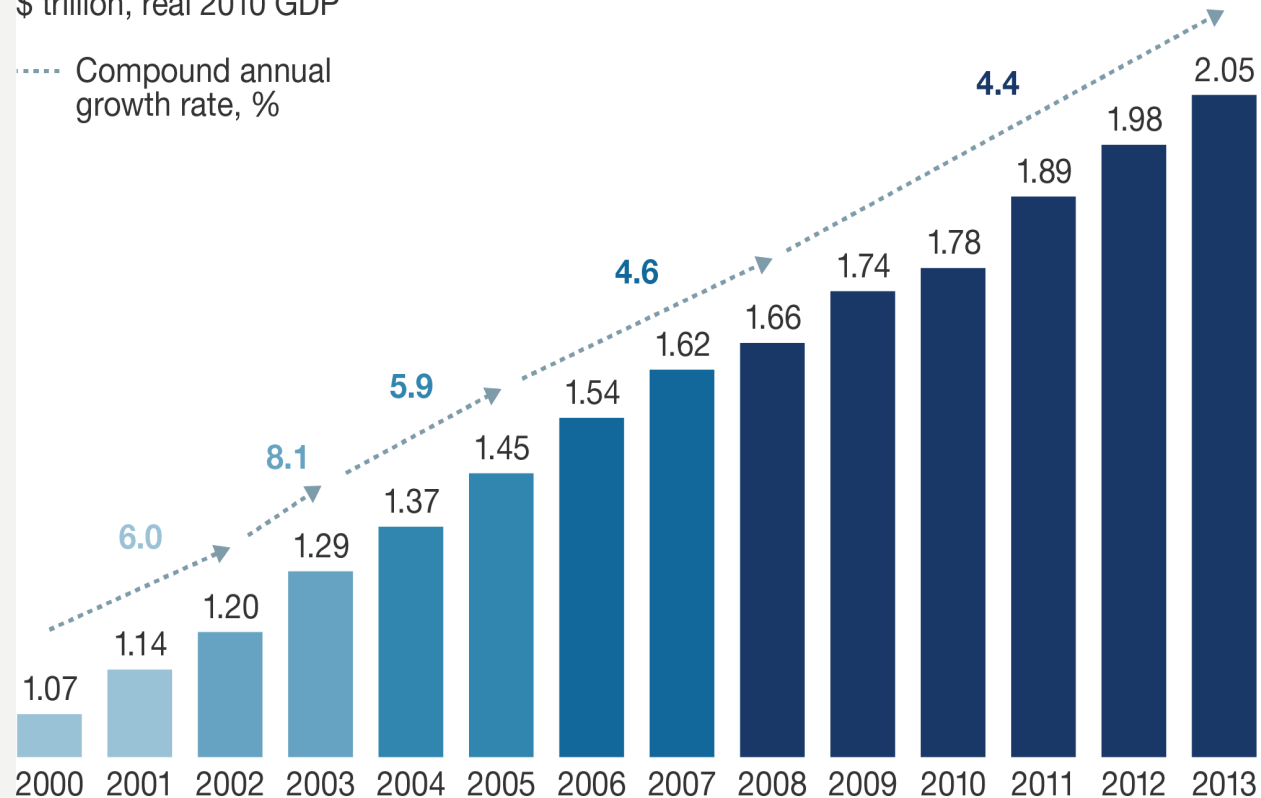
Data source: World Bank (PovcalNet)  
This data visualization is part of [AfricanData.org](http://AfricanData.org) – an Our World in Data project.

Licensed under CC-BY-SA by the author Max Roser.



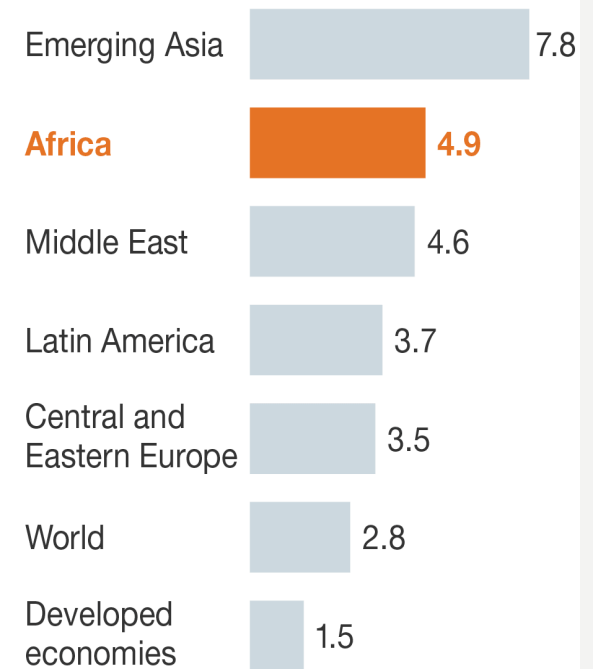
# EKONOMIKA

**African annual GDP, 2000–13,**  
\$ trillion, real 2010 GDP



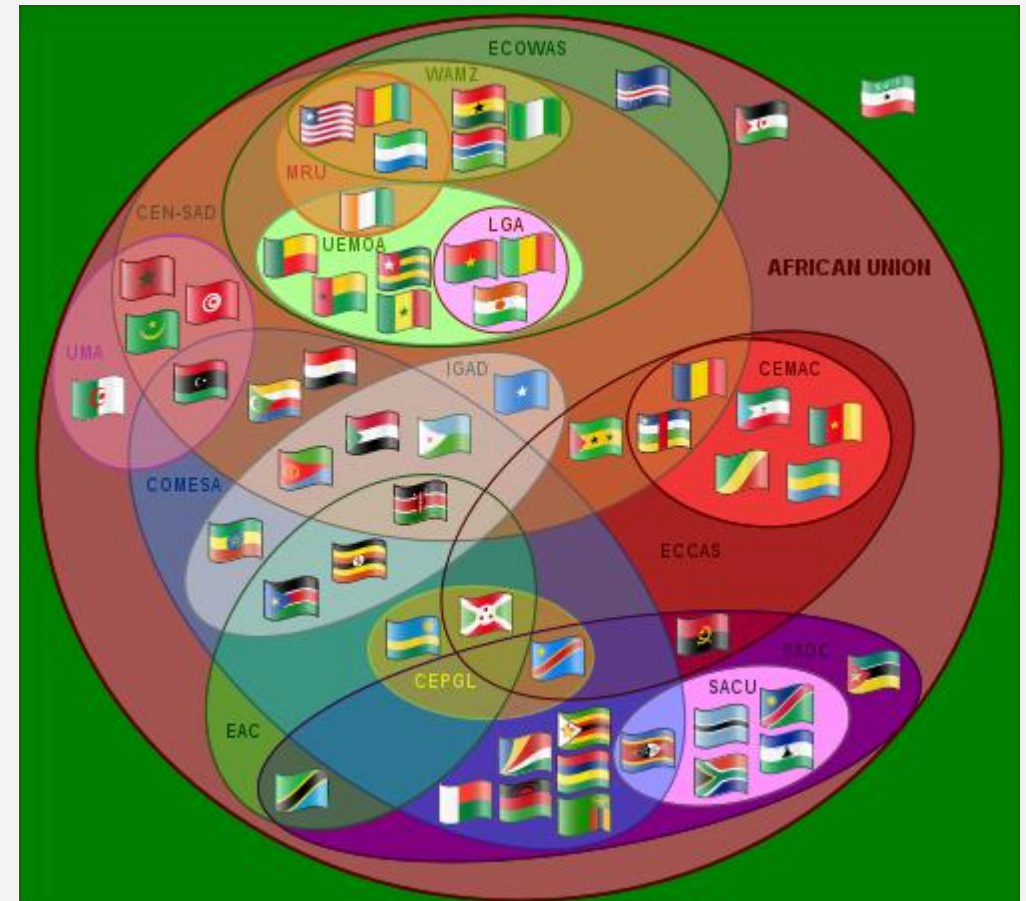
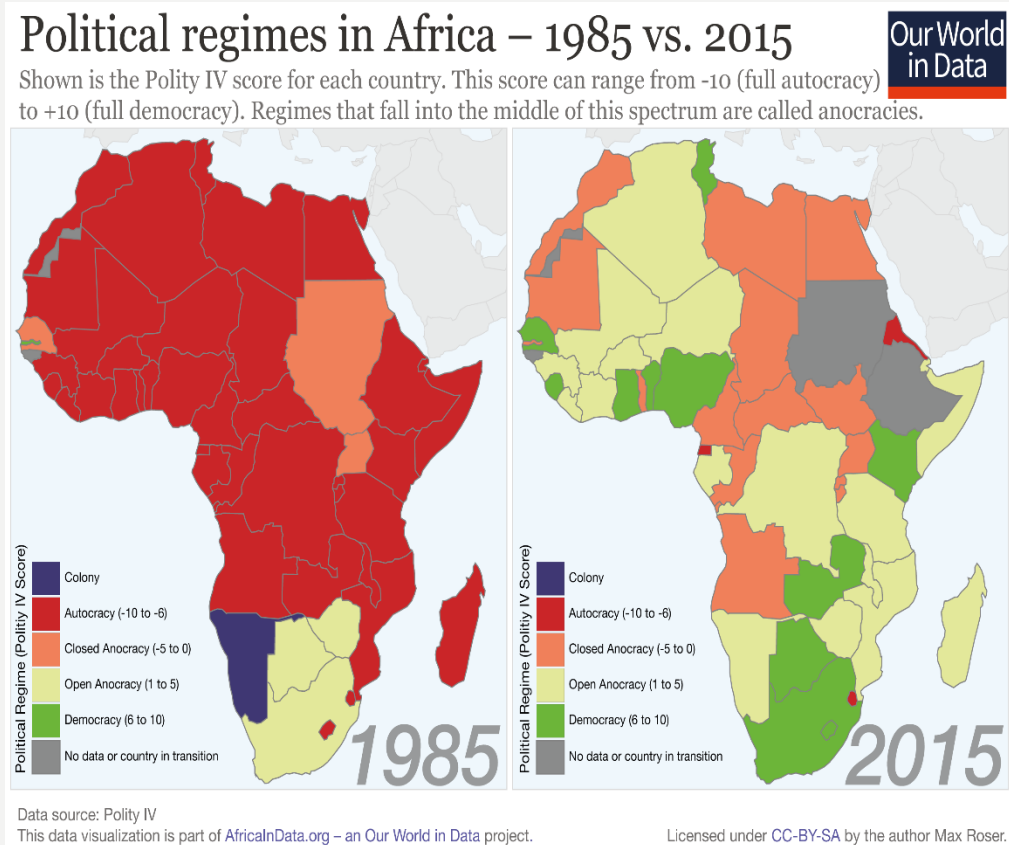
Source: IHS; McKinsey Global Institute analysis

**Real GDP compound annual growth, 2000–13, %**



# POLITIKA

- Africká Unie spojuje 55 zemí Afriky a reaguje tím na EU (dokonce i společný rozpočet či panafrický parlament)
- Problém s korupcí, války, revoluce...



# OSOBNÍ ZKUŠENOST









20 1997 2017



**HIGHER CROP OF MAIZE  
THANKS TO PROFILE FERTILISATION**  
with a FERTI-BOX FB TN hopper

**BEDNAR** THE JOY OF FARMING  
FARM MACHINERY

**Hennie Heyneke**  
(ZM) +260 96 109 5887  
(RZA) +27(0) 82 454 9964  
hheyneke@bhbwco.zm

**Barry Hutchinson**  
(ZM) +260 21 122 4918  
(ZM) +260 96 802 2320  
BHutchinson@bhbwco.zm

**Frikkie Hefer**  
(RZA) +27(0) 60 976 2200  
frikkie@bednar-machinery.co.za

**www.bednar-machinery.com**

Bednar Africa Pty Ltd  
4 Barret Street, Frankfort, FreeState  
Tel: (RZA) +27(0) 71 657 8507 / Fax: 086 480 6134

BEDNAR FMT is a progressive manufacturer of agricultural machinery with specialization on production of machines for tillage, seeding, fertilising and slashing. Due to the close and strong relationship with farmers BEDNAR FMT ranks among the most innovative manufacturers developing and producing machines with good values reducing costs to the farmers. BEDNAR FMT s.r.o. was founded in 1997 by Msc. Ladislav Bednar.

**ProAgri**  
technology for the farmer  
**ZAMBIA**  
No 26  
Free

**Choose Farmet for  
effective cultivation**



**Reap the sun with  
SARO Solar**

**AGRICO** is a top class rain maker





**Farmet**

agriserve  
Agro

Willem van Zyl Willem@agriserveagro.com +26 096 562 0775

info@agriserveagro.com +26 096 976 7272

## Affordable, reliable, efficient: Farmers welcome Farmet implements

by Du Preez de Villiers

Affordable, efficient, reliable implements are what the farmer needs to make a living and to feed the nation – and that is exactly what Farmet provides.

This proud Czech manufacturer is 25 years old and concentrates on the manufacturing of soil preparation, planting and sowing implements, as well as oil seed, vegetable oil and feed production equipment.

Zambian farmers welcome the fine equipment imported by AgriServe Agro. The four most popular Farmet implements in Zambia are the Kompaktomat, Cambridge Roller CV6, Triolent TX 300 and the Softer 4,5 NS.

Farmet's versatile implements are simple to operate and welcomed by all the markets in which they were tested.



Starting at K140 000

Your best bet for additional pre-sowing soil processing, restoration of soil capillarity, crumbling of clods and surface levelling is the Cambridge Roller CV6. The implement is also suitable for soil processing after sowing and ensures a more uniform seed emergence and accelerated growth. The implement cleans itself from dirt and the cast iron wheels have a diameter of 500 mm.



Starting at K380 000

The Softer 4,5 NS disc plough harrow works between 5 and 12 cm deep. The disc diameters are 510 or 560 mm. It is ideal for shallow stubble-breaking and leaves behind a perfect undercut and well-mixed residue. It does a very thorough job when preparing the seedbed after stubble-breaking or ploughing. It also offers optimum recompaction of the soil.



The Kompaktomat was one of Farmet's first products. It was specifically designed to improve pre-planting and pre-sowing field preparation. The Kompaktomat works from 1 to 10 cm deep. As Farmet improved the machine over time, the two folding frames developed into machines with four folding frames. The driver uses only one hydraulic circuit to fold the machine for transport or to unfold it on the field.



The ideal implement to break stubble while loosening the soil deeper than the ploughing depth, is the Triolent TX 300. The teeth work to a depth of 35 cm and the ploughshare is 29 cm, which ensures thorough loosening as well as the incorporation of plant residues. The traction resistance is also minimal as the incorporation of plant residues. The plough shares are spring protected with a release force of 450 kg.



Bohumil Hamrámíř, Deputy Head of the Embassy of the Czech Republic in Lusaka; Brent Stubbe, Mazabuka farmer; Poena van Niekerk, Mikushi farmer; Willem van Zyl, Technical Director of AgriServe Agro; Tereza Cerná, Ministerial Counsellor of the Ministry of Agriculture of the Czech Republic and Du Preez de Villiers, Editor ProAgri Zambia, at the Farmet factory in Ceska Skalica.

A Farmet implement means profit. Contact Willem van Zyl at +26 (0)96-562-0775 or +26 (0)96-976-7272 or e-mail willem@agriserveagro.com to experience progress on your farm.

ProAgri Zambia 26

# LABORATORY

**CZECH REPUBLIC**  
DEVELOPMENT COOPERATION

**OFFICIAL LAUNCH**  
**OF THE**  
**ARTIFICIAL INSEMINATION PROJECT**  
**BY HON. DEPUTY MINISTER**  
**OF AGRICULTURE AND LIVESTOCK**  
**LACKSON KAZABU MP**  
**12TH SEPTEMBER, 2013**



# DĚKUJI ZA VAŠI POZORNOST

