

# MORAVIA-SILESIA REGION

Regional office Moravia-Silesia; Tel: +420 595 198 480-1; [ostrava@czechinvest.org](mailto:ostrava@czechinvest.org); [www.czechinvest.org/moravskoslezsky-kraj](http://www.czechinvest.org/moravskoslezsky-kraj)



## BASIC

Capital	Ostrava
Population of capital city (2014)	295,653
Total population – region (2013)	1,221,832
Labour force - region (2013)	832,432
Population density	230.4

Source: Czech Statistical Office, 2014

## GDP IN REGION 2012

	Total (mil.EUR)	Per capita (EUR)
Moravia-Silesia	15,595	12,697
Share of GDP of CR	10.2%	
Regional GDP per capita, EU 28 = 100	71	

Source: Czech Statistical Office, 2014

## FOREIGN DIRECT INVESTMENT 2012

Region	EUR ths.
Moravia-Silesia	7,423,315
Czech Republic Average	7,389,695

Source: Czech National Bank, CzechInvest, 2014

## EMPLOYMENT BY SELECTED SECTORS 2013

CZ-NACE code	Empl.
Mining and quarrying	18,391
Manufacturing	144,882
Electricity, gas, steam and air condit. supply	8,808
Construction	41,419
Information and communication	11,053
Financial and insurance activities	9,881
TOTAL	544,108

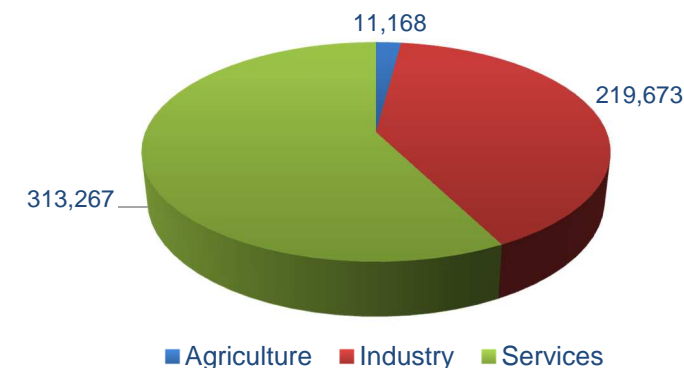
Source: Czech Statistical Office, 2014

## AVERAGE UNEMPLOYMENT RATE

Region	2013	May 2014
Moravia-Silesia	9.8	10.3
Czech Republic	7.7	7.9

Source: Czech Statistical Office, 2014

## EMPLOYMENT BY OCCUPATION IN 2013



Source: Czech Statistical Office, 2014

## EDUCATION 2013/2014

Moravia-Silesia Region	Schools	Students	Graduates
Training centre	55	12,912	3,288
Secondary specialized school	129	41,358	9,449
Higher professional school	13	2,833	691
University	5	38,740	9,977

Source: Ministry of Education, Youth and Sport, 2014

## LANGUAGES AT UNIVERSITIES

Moravia-Silesia Region	Students of the language
English	13,670
German	2,569

Source: Ministry of Education, Youth and Sport, 2012

## GROSS MONTHLY WAGES (MEDIAN) FOR SELECTED POSITIONS 2013 (EUR)

Position	Region	CR
Manufacturing managers in manufacturing	1,817	1,860
Mechanical engineers	NA	1,480
Electrical engineers	1,544	1,474
Accountants	1,285	1,288
Economists	NA	1,537
Electrical engineering technicians	1,347	1,171
Mechanical engineering technicians	1,023	1,061
Secretaries	691	807
Toolmakers and related workers	794	805
Mechanical machinery assemblers	861	779
Electrical and electronic equipment assemblers	576	660
Manufacturing labourers	585	569

Source: Ministry of Labour and Social Affairs, 2014

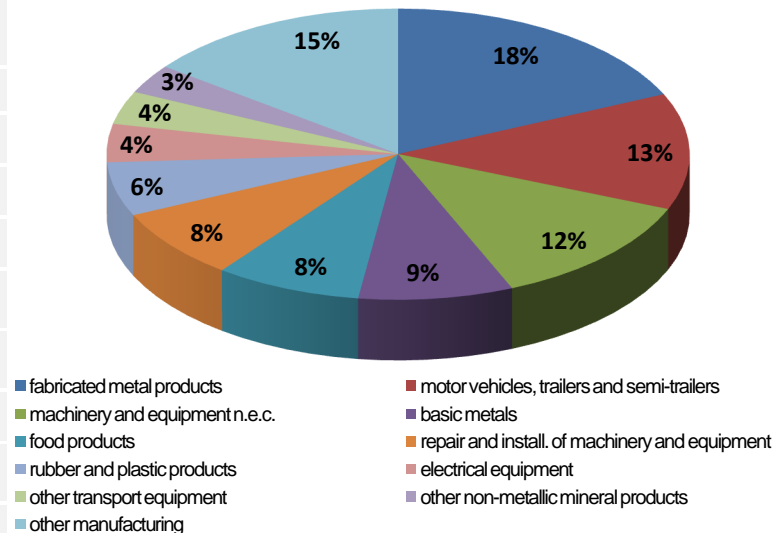
## TRAVEL DISTANCES

From	To Prague Airport	To Ostrava Airport
Ostrava	395 km	25 km
Opava	393 km	42 km
Karvina	420 km	43 km
Frydek-Mistek	390 km	24 km

Source: Google Route Planner, 2014

## COMPANIES BY PRODUCTION IN 2012

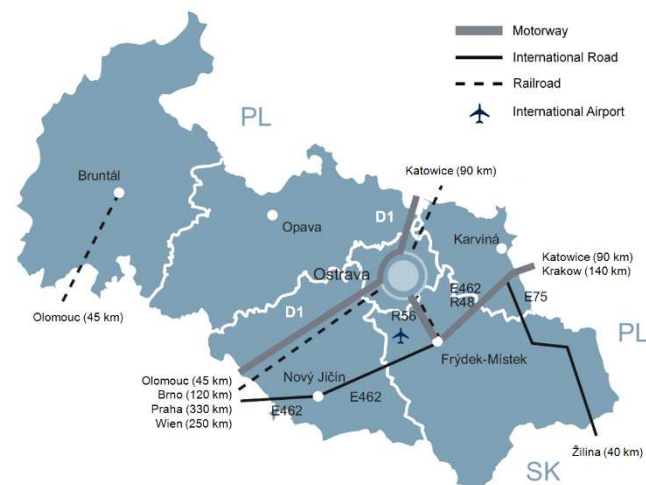
Number of enterprises\* in manufacturing: 217  
Enterprise density per 100 sq km: 4.00



\*with 100+ employees

Source: Czech Statistical Office, 2014

## TRANSPORT INFRASTRUCTURE



Source: CzechInvest, 2014

## TOP 20 COMPANIES IN MANUFACTURING INDUSTRY (RANKED BY TURNOVER mil./EUR)

Company	Location	Sector	Turnover	Employees
Hyundai Motor Manufacturing Czech	Nizni Lhoty	Automotive	4,163	2,500 – 2,999
Trinecke Zelezarny	Trinec	Manufacturing of iron	1,537	5,000 – 9,999
ArcelorMittal	Ostrava	Manufacturing of iron	1,447	4,000 – 4,999
Mobis Automotive Czech	Nosovice	Automotive	883	500 – 999
Sungwoo Hitech	Ostrava	Automotive	652	1,000 – 1,499
Pegatron Czech	Ostrava	Manufacturing of computers	643	500 – 999
Evráz Vitkovice Steel	Ostrava	Manufacturing of iron	523	1,000 – 1,499
Brose	Koprivnice	Manufacturing of parts for motor vehicles	472	2,000 – 2,499
Vitkovice Power Engineering	Ostrava	Manufacturing of metal structures	289	2,000 – 2,499
ArcelorMittal Tubular Products	Ostrava	Manufacturing of tubes, pipes	269	1,000 – 1,499
Bonatrans Group	Bohumín	Manufacturing of railway locomotives	251	1,000 – 1,499
Hyundai Dymos	Nosovice	Automotive	241	250 – 499
Sochorova valcovna TZ	Trinec	Manufacturing of metal products	238	500 – 999
BorsodChem Mchz	Ostrava	Manufacturing of chemicals	220	250 – 499
Vitkovice Heavy Machinery	Ostrava	Manufacturing of machinery	212	1,000 – 1,499
OKK Koksovny	Ostrava	Manufacturing of coke oven products	195	500 – 999
AL Invest Bridlicna	Bridlicna	Aluminium production	172	500 – 999
Biocel Paskov	Paskov	Manufacturing of pulp	168	250 – 499
Brano	Hradec nad Moravici	Manufacturing of parts for motor vehicles	153	2,000 – 2,499
Model Obaly	Opava	Manufacturing of paper	153	1,000 – 1,499

Source: Bisnode, Company Monitor, 2014